

**Муниципальное бюджетное учреждение дополнительного образования
«Дом детского творчества»**

Рассмотрена на
методическом совете
Протокол №4
от «24» августа 2022 г.

Контрольно-оценочные материалы
по модулям дополнительной общеразвивающей программы
«Английский язык. Успешный старт»
для обучающихся 7 - 9 лет
(возрастная категория)

Составитель:
Шиловская Марина Валерьевна,
педагог дополнительного образования

г. Усолье-Сибирское
2022 г.

Содержание

| | |
|--------------------------------|----|
| 1. Пояснительная записка | 3 |
| 2. Тест к модулю 1А | 4 |
| 3. Тест к модулю 1 В | 8 |
| 4. Тест к модулю 2 А | 12 |
| 5. Тест к модулю 2 В | 15 |
| 6. Тест к модулю 3 А | 19 |
| 7. Тест к модулю 3 В | 23 |
| 8. Тест к модулю 4 А..... | 28 |
| 9. Тест к модулю 4 В | 32 |
| 10. Ответы | 36 |

Пояснительная записка

Данные контрольно-оценочные материалы по модулям адресованы обучающимся первого года обучения по дополнительной общеразвивающей программе «**Английский язык. Успешный старт**». Цель этих материалов – проверить результаты освоения программы в следующих разделах: аудирование, чтение (смысловое, поиск детальной информации), коммуникацию (умение построить диалог), лексику, грамматику, письмо в рамках изученных тем. Контрольно-оценочные материалы содержат тестовые задания в двух вариантах к **1, 2, 3 и 4 модулям** учебника.

На выполнение теста обучающимся дается 45 минут. Каждое задание оценивается определенным количеством баллов, где максимальный балл за выполнение всей работы – 100 баллов.

Критерии оценивания:

100-85 баллов – отлично

84-65 баллов - хорошо

64-45 баллов - удовлетворительно

44-0 баллов - не удовлетворительно

Test 1 A

NAME: DATE:

CLASS: MARK:

(Time: 40-45 minutes)

• Новые слова

1 Прочитай словосочетания, найди соответствующие им картинки и впиши нужные номера в квадратики. (8 баллов)

1 my daddy

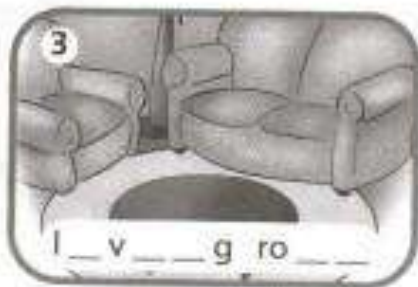
2 my mummy

3 my sister

4 my brother



2 Вставь пропущенные буквы, чтобы закончить слова. (12 баллов)



12

● Грамматика

3 Посмотри на картинки. Заполни пропуски, закончи вопросы и ответы, как показано в образце. (28 баллов)

0 Is he nine?
No, he isn't.
He's ten.



4 a hat?
.....
..... a cap.



1 a frog?
.....
..... a duck.



5 clocks?
.....
..... balls.



2 tomatoes?
.....
..... oranges.



6 eight?
.....
..... nine.



3 five?
.....
..... seven.



7 a teddy?
.....
..... a puppet.



Test 1 A

4 Посмотри на картинку и ответь на вопросы. Вставь пропущенные слова.
(20 баллов)

0 Where's Jill?

She's in the bathroom.

1 Where's Larry?

..... in the garden.

2 Where are Sally and Mary?


..... in the living room.

3 Where's the cat?

..... in the garden.

4 Where's Helen?

..... in the kitchen.



Test 1 A

● Чтение и письмо

5 Прочитай текст, выбери правильный ответ и обведи его. (32 балла)

This is Kevin and **0) he / his** family. **1) They / Their** are in the garden. Jen is **2) Kevin's / Kevin** mum. **3) She / Her** is a doctor. Look at Kevin's dad. **4) He / His** is a doctor, too. This is Kevin's sister, Cindy. **5) She / Her** is five. Rex is **6) their / they're** dog. **7) It / Its** is funny!
8) Their / They are a nice family!



| | |
|--|----|
| | 32 |
|--|----|

| | | |
|-------|--|-----|
| Total | | 100 |
|-------|--|-----|

Test 1 B

NAME: DATE:

CLASS: MARK:

(Time: 40-45 minutes)

● Новые слова

1 Прочитай словосочетания, найди соответствующие им картинки и впиши нужные номера в квадратики. (8 баллов)

1 my brother

2 my daddy

3 my mummy

4 my sister



8

2 Вставь пропущенные буквы, чтобы закончить слова. (12 баллов)



12

● Грамматика

3 Посмотри на картинки. Заполнив пропуски, закончи вопросы и ответы, как показано в образце. (28 баллов)

0 Is he nine?
No, he isn't.
He's ten.

4 a cap?
.....
..... a hat.



1 a duck?
.....
..... a frog.



5 apples?
.....
..... flowers.



2 oranges?
.....
..... tomatoes.



6 nine?
.....
..... ten.



3 seven?
.....
..... nine.



7 a puppet?
.....
..... a teddy.



4 Посмотри на картинку и ответь на вопросы. Вставь пропущенные слова.
(20 баллов)

0 Where's Bob?

He's in the bathroom.

1 Where's Peter?

..... in the garden.

2 Where are Fiona and Sara?


..... in the living room.

3 Where's the dog?

..... in the garden.

4 Where's Karen?

..... in the kitchen.



Test 1 B

● Чтение и письмо

5 Прочитай текст, выбери правильный ответ и обведи его. (32 балла)

This is Ryan and **0) he / (his)** family. **1) They / Their** are in the kitchen. Kelly is **2) Ryan's / Ryan** mum. **3) She / Her** is a teacher. Look at Ryan's dad. **4) He / His** is a teacher, too. This is Ryan's little sister, Diane. **5) She / Her** is three. Fluffy is **6) their / they're** cat. **7) It / Its** is funny! **8) Their / They** are a nice family!



32

Total 100

Test 2 A

NAME:

DATE:

CLASS:

MARK:

(Time: 40-45 minutes)

● Новые слова

1 Сделай подписи к рисункам. (15 баллов)

0



robot

1



2



3



4



5



15

2 Прочитай подписи к рисункам и раскрась их. (9 баллов)

1



a blue circle

2



a green triangle

3



a yellow rectangle

9

● Грамматика

3 А или an? Заполни пропуски. (24 балла)

0



a duck

1



..... orange

2



..... jaguar

3



..... elf

4



..... cap

5



..... umbrella

6



..... nut

7



..... ant

8



..... queen

Test 2 A

4 Прочитай вопросы и ответы, выбрав правильные предлоги. (24 балла)



0 Where's the yo-yo?
It's **on** the table.
in




1 Where's the rabbit?
It's **under** the cupboard.
in



2 Where's the dog?
It's **on** the bed.
under



3 Where are the children?
They're **on** the tree.
under



4 Where's the robot?
It's **on** the table.
under



5 Where's the iguana?
It's **under** the hat.
in



6 Where's the cat?
It's **on** the hat.
in




7 Where are the bears?
They're **on** the wall.
in



8 Where's the popcorn?
It's **under** the car.
in

Test 2 A

5 Прочитай предложения и раскрась игрушки. (28 баллов)



- The red teddy is on the bed.
- The orange teddy is under the desk.
- The blue teddy is in the cupboard.
- The yellow teddy is on the chair.
- The green teddy is under the bed.
- The pink teddy is in the hat.
- The grey teddy is under the chair.

| | |
|--|----|
| | 28 |
|--|----|

| | | |
|-------|--|-----|
| Total | | 100 |
|-------|--|-----|

Test 2 B

NAME:

DATE:

CLASS:

MARK:

(Time: 40-45 minutes)

• Новые слова

1 Сделай подписи к рисункам. (15 баллов)

0



robot

1



2



3



4



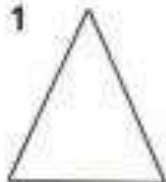
5



| | |
|--|----|
| | 15 |
|--|----|

2 Прочитай подписи к рисункам и раскрась их. (9 баллов)

1



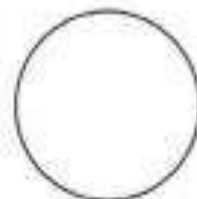
a blue triangle

2



a yellow rectangle

3



a green circle

| | |
|--|---|
| | 9 |
|--|---|

● Грамматика

3 А или an? Заполни пропуски. (24 балла)

0



a duck

1



..... jaguar

2



..... elf

3



..... orange

4



..... nut

5



..... queen

6



..... ant

7



..... cap

8



..... umbrella

Test 2 B

4 Прочитай вопросы и ответы, выбрав правильные предлоги. (24 балла)



0 Where's the yo-yo?
It's **on** the table.
It's **in** the table.




1 Where's the lamp?
It's **under** the chair.
It's **on** the chair.



2 Where's the rabbit?
It's **on** the umbrella.
It's **under** the umbrella.



3 Where's the robot?
It's **under** the bed.
It's **on** the bed.



4 Where's the clock?
It's **in** the cupboard.
It's **under** the cupboard.



5 Where are the eggs?
They're **on** the baskets.
They're **in** the baskets.



6 Where are the flowers?
They're **in** the vase.
They're **under** the vase.




7 Where's the rabbit?
It's **under** the bed.
It's **in** the bed.



8 Where's the bike?
It's **in** the tree.
It's **under** the tree.

5 Прочитай предложения и раскрась мячи. (28 баллов)



- The pink ball is on the bed.
 The green ball is under the desk.
 The orange ball is in the cupboard.
 The blue ball is on the chair.
 The red ball is under the bed.
 The grey ball is in the bag.
 The yellow ball is under the chair.

| | |
|--|----|
| | 28 |
|--|----|

| | | |
|-------|--|-----|
| Total | | 100 |
|-------|--|-----|

Test 3 A

NAME: DATE:

CLASS: MARK:

(Time: 40-45 minutes)

● Новые слова

1 Посмотри на картинки, прочитай предложения и отметь галочкой (✓) правильные, а крестиком (X) неправильные предложения. (20 баллов)

0



This is a head.

1



This is a foot.

2



This is a mouth.

3



This is a leg.

4



This is an arm.

5



This is a hand.

20

● Грамматика

2 Прочитай фразы и соедини их с соответствующими картинками.
(28 баллов)

0



1



2



3



4



5



6



7



Stamp your feet!

Clap your hands!

Come in!

Wave your arms!

Close your book!

Nod your head!

Stand up!

Don't open the door!

3 Посмотри на картинки и заполни пропуски. (24 балла)

0 Has he got a cap?
No, he hasn't. He's got a hat.



1 a puppy?



2 small ears?



3 a cat?



4 a duck?



5 a bird?



6 big ears?




Test 3 A

● Чтение и письмо

4 Прочитай текст, нарисуй *Floppy the Monster* и раскрась его. (28 баллов)

My name is Floppy the Monster. I've got green hair and four big red eyes.
I've got a big nose and big ears. I've got six green arms and three pink legs.



| | |
|--|----|
| | 28 |
|--|----|

| | | |
|-------|--|-----|
| Total | | 100 |
|-------|--|-----|

Test 3 B

NAME: DATE:

CLASS: MARK:

(Time: 40-45 minutes)

• Новые слова

1 Посмотри на картинки и отметь галочкой (✓) правильные и крестиком (X) неправильные предложения. (20 баллов)

0



This is a head.

1



This is a hand.

2



This is a tummy.

3



This is an arm.

4



This is a leg.

5



This is a nose.

20

● Грамматика

2 Прочитай фразы и соедини их с соответствующими картинками.
(28 баллов)

0



1



2



3



4



5



6



7



Stamp your feet!

Stand up!

Clap your hands!

Don't open the door!

Close your book!

Wave your arms!

Come in!

Nod your head!

3 Посмотри на картинки и заполни пропуски. (24 балла)

0 Has he got a cat?

No, he hasn't. He's got a dog.



1 a puppy?

.....



2 small ears?

.....



3 a computer?

.....



4 small nose?

.....



5 a hat?

.....



6 a brother?


.....



● Чтение и письмо

4 Прочитай текст, нарисуй *Siggy the Monster* и раскрась его. (28 баллов)

My name is Siggy the Monster. I've got yellow hair and five small blue eyes.
I've got a small nose and big ears. I've got five red arms and four green legs.



| | |
|--|----|
| | 28 |
|--|----|

| | | |
|-------|--|-----|
| Total | | 100 |
|-------|--|-----|

Test 4 A

NAME: DATE:

CLASS: MARK:

(Time: 40-45 minutes)

• Новые слова

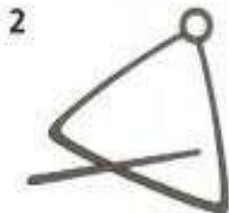
1 Посмотри на картинки и отметь галочкой (✓) правильные и крестиком (X) неправильные предложения. (20 баллов)



This is a piano.



This is a recorder.



This is a triangle.



This is a guitar.



This is a drum.



This is a tambourine.

20

Test 4 A

● Грамматика

2 Посмотри на картинки и заполни пропуски. (20 баллов)

0 She  can dance, but she  can't draw.

1 She  and she 

2 He , but he 

3 He  and he 

4 She , but she 

Test 4 A

3 Составь вопросы и подчеркни правильные ответы. (30 баллов)



0 Can he jump?

- Yes, he can.
- No, he can't.



1 climb?

- Yes, it can.
- No, it can't.




2 fly?

- Yes, it can.
- No, it can't.



3 swim?

- Yes, they can.
- No, they can't.



4 fly?

- Yes, they can.
- No, they can't.



5 dance?


- Yes, she can.
- No, she can't.

Test 4 A

● Чтение и письмо

- 4 Прочитай текст и закончи его, выбрав нужные слова.
Обведи правильный вариант. (30 баллов)

This **0**) is a monkey. It **1**) a big mouth and big eyes. It **2**) a long tail and long arms. It **3**) big ears. It **4**) jump and run, but it **5**) fly.



- | | | |
|--|----------------------|---------------------|
| 0 <input checked="" type="radio"/> A is | B are | C can |
| 1 A are | B has got | C hasn't got |
| 2 A 's got | B 've got | C can |
| 3 A hasn't got | B haven't got | C can |
| 4 A 's got | B can't | C can |
| 5 A can | B 's got | C can't |

30

Total 100

Test 4 B

NAME:

DATE:

CLASS:

MARK:

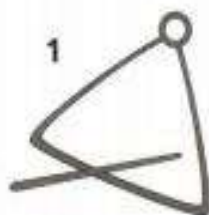
(Time: 40-45 minutes)

● Новые слова

1 Посмотри на картинки и отметь галочкой (✓) правильные и крестиком (X) неправильные предложения. (20 баллов)



This is a piano.



This is a triangle.



This is a recorder.



This is a drum.



This is a tambourine.



This is a guitar.

20

Test 4 B

● Грамматика

2 Посмотри на картинки и заполни пропуски. (20 баллов)

0 She  can dance, but she  can't draw.

1 He  and he 

2 She  and she 

3 She  and she 

4 He  but he 

3 Составь вопросы и подчеркни правильные ответы. (30 баллов)



0 Can he jump?

- Yes, he can.
- No, he can't.



1 dance?

- Yes, it can.
- No, it can't.



2 climb?

- Yes, it can.
- No, it can't.



3 fly?

- Yes, they can.
- No, they can't.



4 run?

- Yes, it can.
- No, it can't.




5 sing?

- Yes, she can.
- No, she can't.

● Чтение и письмо

- 4 Прочитай текст и закончи его, выбрав нужные слова.
Обведи правильный вариант. (30 баллов)

This **0** is a horse. It
1 a big mouth and big
 eyes. It **2**
 a long tail and hooves. It
3 big ears. It
4 jump and
 run, but it **5** fly.



- | | | |
|-----------------------|----------------------|---------------------|
| 0 A is | B are | C can |
| 1 A has got | B are | C hasn't got |
| 2 A 's got | B 've got | C can |
| 3 A hasn't got | B haven't got | C can |
| 4 A 's got | B can | C can't |
| 5 A can | B 's got | C can't |

| | |
|--|----|
| | 30 |
|--|----|

| | | |
|-------|--|-----|
| Total | | 100 |
|-------|--|-----|

Module Tests Key

Module Test 1A

- 1** 1 c 2 a 3 d 4 b 6 Is he
No, he isn't.
He's
- 2** 1 kitchen 3 living room
2 bathroom 4 garden 7 Is it
No, it isn't.
It's
- 3** 1 Is it
No, it isn't.
It's
- 2 Are they
No, they aren't.
They're
- 3 Is she
No, she isn't.
She's
- 4 Is it
No, it isn't.
It's
- 5 Are they
No, they aren't.
They're
- 4** 1 He's 3 It's
2 They're 4 She's
- 5** 1 They 5 She
2 Kevin's 6 their
3 She 7 It
4 He 8 They

Module Tests Key

Module Test 1B

- 1** 1 c 2 b 3 d 4 a
- 2** 1 **garden** 3 **living room**
2 **kitchen** 4 **bathroom**
- 3** 1 Is it
No, it isn't.
It's
- 2 Are they
No, they aren't.
They're
- 3 Is he
No, he isn't.
He's
- 4 Is it
No, it isn't.
It's
- 5 Are they
No, they aren't.
They're
- 6 Is she
No, she isn't.
She's
- 7 Is it
No, it isn't.
It's
- 4** 1 He's 3 It's
2 They're 4 She's
- 5** 1 They 5 She
2 Ryan's 6 their
3 She 7 It
4 He 8 They

Marking Scheme for Module Tests 1A/B

| | | | |
|-----------------------------------|------|-----------------------------------|-------|
| 1: 4 items x 2 points each | = 8 | 4: 4 items x 5 points each | = 20 |
| 2: 4 items x 3 points each | = 12 | 5: 8 items x 4 points each | = 32 |
| 3: 7 items x 4 points each | = 28 | Total | = 100 |

Module Tests Key

Module Test 2A

- 1** 1 bike 4 lamp 4 on 7 on
2 clock 5 computer 2 on 5 under 8 in
3 TV 3 under 6 in
- 2** 1 Students colour the circle blue.
2 Students colour the triangle green.
3 Students colour the rectangle yellow.
- 3** 1 an 4 a 7 an
2 a 5 an 8 a
3 an 6 a

Module Test 2B

- 1** 1 computer 4 bike 4 in 7 under
2 lamp 5 TV 2 under 5 in 8 under
3 clock 3 on 6 in
- 2** 1 Students colour the triangle blue.
2 Students colour the rectangle yellow.
3 Students colour the circle green.
- 3** 1 a 4 a 7 a
2 an 5 a 8 an
3 an 6 an

Marking Scheme for Module Tests 2A/B

| | | | |
|-----------------------------------|------|-----------------------------------|-------|
| 1: 5 items x 3 points each | = 15 | 4: 8 items x 3 points each | = 24 |
| 2: 3 items x 3 points each | = 9 | 5: 7 items x 4 points each | = 28 |
| 3: 8 items x 3 points each | = 24 | Total | = 100 |

Module Tests Key

Module Test 3A

1 1 X 2 X 3 ✓ 4 ✓ 5 X

- 2
- 1 Wave your arms!
 - 2 Close your book!
 - 3 Nod your head!
 - 4 Clap your hands!
 - 5 Come in!
 - 6 Stand up!
 - 7 Don't open the door!

- 3
- 1 Has she got
No, she hasn't. She's got a teddy.
 - 2 Has it got
No, it hasn't. It's got big ears.

- 3 Have they got
No, they haven't. They've got a dog.
- 4 Has he got
No, he hasn't. He's got a dog.
- 5 Has she got
No, she hasn't. She's got a butterfly.
- 6 Has it got
No, it hasn't. It's got small ears.

4 *(Students' own drawings)*

Module Test 3B

1 1 X 2 X 3 ✓ 4 ✓ 5 X

- 2
- 1 Nod your head!
 - 2 Clap your hands!
 - 3 Close your book!
 - 4 Wave your arms!
 - 5 Don't open the door!
 - 6 Come in!
 - 7 Stand up!

- 3
- 1 Has she got
No, she hasn't. She's got a cat.
 - 2 Has it got
No, it hasn't. It's got big ears.

- 3 Have they got
No, they haven't. They've got a ball.
- 4 Has he got
No, he hasn't. He's got a big nose.
- 5 Has she got
No, she hasn't. She's got a cap.
- 6 Has she got
No, she hasn't. She's got a sister.

4 *(Students' own drawings)*

Marking Scheme for Module Tests 3A/B

| | | | |
|----------------------------|------|----------------------------|--------------------|
| 1: 5 items x 4 points each | = 20 | 3: 6 items x 4 points each | = 24 |
| 2: 7 items x 4 points each | = 28 | 4: | = 28 |
| | | | Total = 100 |

Module Tests Key

Module Test 4A

1 1 ✓ 2 ✓ 3 ✗ 4 ✗ 5 ✗

- 2 1 can swim, can sing
2 can run, can't sing
3 can jump, can climb
4 can play football, can't ride a bike

- 3 1 Can it..
No, it can't.
2 Can it..
Yes, it can.

- 3 Can they..
Yes, they can..
4 Can they..
No, they can't.
5 Can she..
Yes, she can.

4 1 B 2 A 3 A 4 C 5 C

Module Test 4B

1 1 ✓ 2 ✓ 3 ✗ 4 ✗ 5 ✗

- 2 1 can jump, can run
2 can't play the guitar, can't ride a bike
3 can sing, can swim
4 can climb, can't play football

- 3 1 Can it..
No, it can't.
2 Can it..
Yes, it can.

- 3 Can they..
Yes, they can..
4 Can it..
No, it can't.
5 Can she..
Yes, she can.

4 1 A 2 A 3 A 4 B 5 C

Marking Scheme for Module Tests 4A/B

| | | | |
|----------------------------|------|----------------------------|--------------------|
| 1: 5 items x 4 points each | = 20 | 3: 5 items x 6 points each | = 30 |
| 2: 4 items x 5 points each | = 20 | 4: 5 items x 6 points each | = 30 |
| | | | Total = 100 |