

Муниципальное бюджетное учреждение дополнительного образования  
«Дом детского творчества»

УТВЕРЖДАЮ  
Директор МБУДО  
«Дом детского творчества»



Ф.В. Аникеев-Борн  
«26» августа 2022 г.

Рассмотрена на  
методическом совете  
Протокол №4  
от «24» августа 2022 г.

Материалы к письменному тестированию по модулям  
к дополнительной общеразвивающей программе  
«Английский язык. Идем к цели»  
для обучающихся 9-11 лет  
(возрастная категория)

Составитель:  
Шиловская Марина Валерьевна,  
педагог дополнительного образования

г. Усолье-Сибирское  
2022 г.

## Содержание

1. Промежуточная аттестация - декабрь, первый год обучения .....	3
2. Промежуточная аттестация - май, первый год обучения .....	7
3. Промежуточная аттестация - декабрь, второй год обучения .....	11
4. Промежуточная аттестация - май, второй год обучения .....	15
5. Ответы промежуточной аттестации (первый год обучения).....	19
6. Ответы промежуточной аттестации (второй год обучения) .....	20

## Программа мониторинга освоения планируемых результатов для обучающихся по программе «Английский язык. Идем к цели»

(промежуточная аттестация - Декабрь, первый год обучения)

Результативность освоения планируемых результатов для обучающихся по программе «Английский язык. Идем к цели» определяется в форме письменного тестирования *по следующим разделам:*

- аудирование,
- чтение (смысловое, поиск детальной информации),
- коммуникация (умение построить диалог),
- лексика,
- грамматика,
- письмо.

Обучающиеся *к концу первого года обучения* по программе «Английский язык. Идем к цели» должны знать:

- слова по темам: игрушки, школьные принадлежности, родственники, способности, домашние животные;
- уметь кратко рассказать о себе, своей семье, друге, семье друга;
- описать внешность человека, животного;
- составить небольшое описание предмета по образцу;
- участвовать в элементарном диалоге;
- расспросить о внешности, игрушке, семье другого человека.

Результативность освоения планируемых результатов обучающимися определяется по 100-балльной шкале.

50 – 69 баллов – удовлетворительно.

70 – 85 баллов – хорошо.

86 – 100 баллов – отлично.

NAME: ..... DATE: .....

CLASS: ..... MARK: .....

(Time: 50 minutes)

• Vocabulary


1 Look at the pictures, read and circle. (15 marks)



guitar / kite



doll / teddy bear



presents / cars



bus / doll



roller skates / lorry



helicopter / bike

15

2 Fill in the missing letters. (20 marks)

0 t h i r t y - t h r e e

3 t \_ i r \_ y - \_ w o

1 f \_ r \_ y - \_ i v \_

4 t \_ e \_ ty - ni \_ e

2 f \_ f \_ y

5 \_ h i t \_ - f \_ u \_

20

• Grammar

3 Write the plurals. (20 marks)

0 car - cars      2 bus - .....      4 lorry - .....  
 1 glass - .....      3 watch - .....      5 box - .....

20

4 Look, read and fill in: *These* or *Those*. (15 marks)

0 *These* are rings.



1 ..... are presents.



2 ..... are cars.



3 ..... are dolls.



4 ..... are watches.



5 ..... are lorries.



15

• Communication

5 Read and match. (12 marks)

- 0 Who's this? → a You're welcome.  
 1 What's that? → b This is my sister.  
 2 What are these? → c He's eighteen.  
 3 How old is he? → d It's a guitar.  
 4 Thank you, Tanya! → e They're glasses.

0 b      1 .....      2 .....      3 .....      4 .....

• Reading and Writing

6 Read, then complete the card. (18 marks)



It's Tom's birthday.  
 He's twelve today.  
 This card is from Anna.

Dear 1) .....

You are 2) ..... today!

Happy Birthday!

Love from  
 3) .....

12

18

Total  100

NAME: ..... DATE: .....  
 CLASS: ..... MARK: .....

(Time: 50 minutes)

• Vocabulary

1 Look at the pictures, read and circle. (15 marks)

- 0  guitar / kite  
 1  teddy bear / doll  
 2  bike / lorry  
 3  bus / camera  
 4  helicopter / car  
 5  robot / teddy bear

15

2 Fill in the missing letters. (20 marks)

- 0 t h i r f y - t h r e e      3 t \_ i r \_ y - e \_ g \_ t  
 1 \_ h i r t \_ - f \_ u \_      4 t \_ e \_ t y - \_ w \_  
 2 \_ \_ o r \_ y      5 f \_ r \_ y - \_ i v \_

20

• Grammar

3 Write the plurals. (20 marks)

- 0 car - cars      2 watch - .....      4 lorry - .....  
 1 bus - .....      3 doll - .....      5 present - .....

	20
--	----

4 Look, read and fill in: *These* or *Those*. (15 marks)

0 **These** are rings.



1 ..... are vases.



2 ..... are lorries.



3 ..... are glasses.



4 ..... are boxes.



5 ..... are flowers.



	15
--	----

• Communication

5 Read and match. (12 marks)

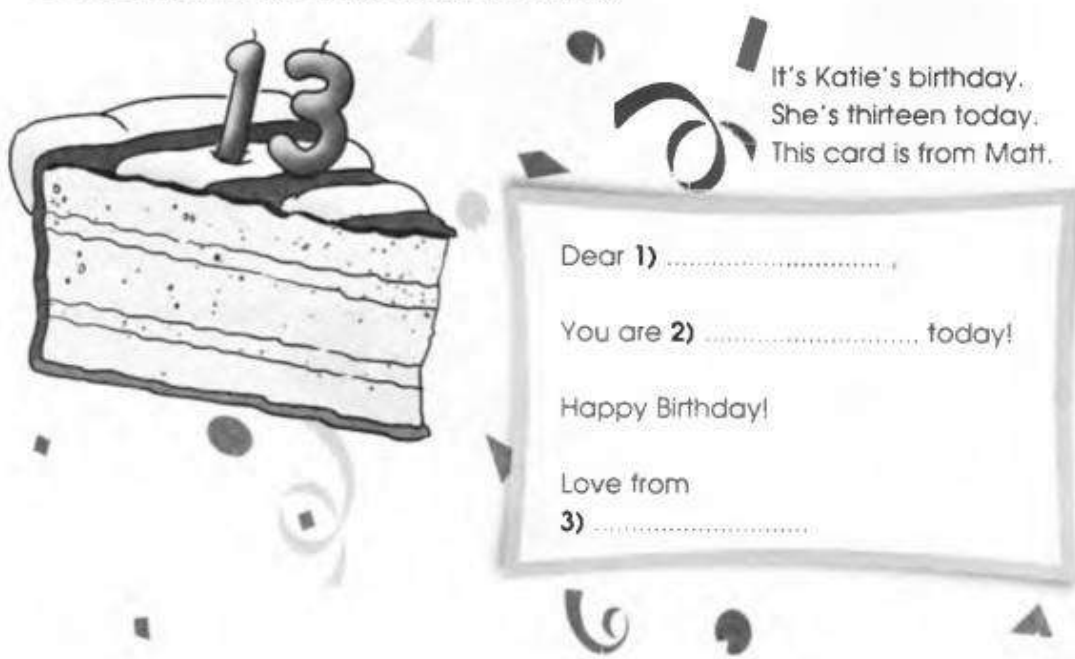
- 0 Who's this?      a It's a watch.  
 1 Thank you, Mark!      b She's thirteen.  
 2 How old is she?      c You're welcome.  
 3 What's that?      d They're roller skates.  
 4 What are these?      e This is my grandma.

0 e      1 .....      2 .....      3 .....      4 .....

	12
--	----

• Reading and Writing

6 Read, then complete the card. (18 marks)



	18
--	----

Total		100
-------	--	-----

## Программа мониторинга освоения планируемых результатов для обучающихся по программе «Английский язык. Идем к цели»

(промежуточная аттестация - Май, первый год обучения)

Результативность освоения планируемых результатов для обучающихся по программе «Английский язык. Идем к цели» определяется в форме письменного тестирования *по следующим разделам:*

- аудирование,
- чтение (смысловое, поиск детальной информации),
- коммуникация (умение построить диалог),
- лексика,
- грамматика,
- письмо.

Обучающиеся *к концу первого года обучения* по программе «Английский язык. Идем к цели» должны знать:

- слова по темам: игрушки, школьные принадлежности, родственники, способности, домашние животные;
- уметь кратко рассказать о себе, своей семье, друге, семье друга;
- описать внешность человека, животного;
- составить небольшое описание предмета по образцу;
- участвовать в элементарном диалоге;
- расспросить о внешности, игрушке, семье другого человека.

Результативность освоения планируемых результатов обучающимися определяется по 100-балльной шкале.

50 – 69 баллов – удовлетворительно.

70 – 85 баллов – хорошо.

86 – 100 баллов – отлично.

# Test 4 A

NAME: ..... DATE: .....  
 CLASS: ..... MARK: .....  
 (Time: 50 minutes)

• Vocabulary

1 Read and match. (20 marks)

- |         |             |
|---------|-------------|
| 0 play  | a karate    |
| 1 ride  | b a car     |
| 2 do    | c a plane   |
| 3 fly   | d the piano |
| 4 drive | e a horse   |

0 d      1 .....      2 .....      3 .....      4 .....

20

2 Look, read and put a tick (✓) or a cross (X). (20 marks)



0 dance



1 swim



2 see



3 hop



4 sing



5 read

20

# Test 4 A

• Grammar

3 Look, read and circle. (20 marks)



0 He can / can't swim.

3



She can / can't draw.



1 He can / can't ride a bike.

4



She can / can't dance.



2 She can / can't hop.

5



He can / can't play the piano.

20

4 Read and choose. (8 marks)

0 Cats ..... fly.

cannot      B can

1 ..... you ride a bike?

A can      B cannot

2 No, you ..... eat ice cream. It's time for lunch.

A can      B cannot

3 You ..... have my burger. I'm very hungry.

A can      B cannot

4 They ..... speak Russian. They are Italian.

A can      B can't

8



Test 4 A

• Communication


5 Read and choose. (16 marks)

- 0 A: Who can help me?  
B: a) I am!  
b) I can!
- 1 A: Please put your glasses in the hat.  
B: a) A white cat!  
b) Here you are!
- 2 A: Can you see the rabbit now?  
B: a) No, we can't!  
b) No, you can't!
- 3 A: Is she your friend?  
B: a) Yes, she is.  
b) Yes, they are.
- 4 A: This is for you!  
B: a) Here you are!  
b) Oh, thank you.


	16
--	----

• Reading and Writing

6 Read and write yes or no. (16 marks)



My name is Fiona and I'm nine years old. I can do a lot of things. I can draw and I can play the piano, too. Look at me on my bike! I can ride really well. Watch me go!



- 0 Fiona is seven years old.      no      3 She can draw a car.      .....
- 1 She can play the guitar.      .....      4 She can ride a bike.      .....
- 2 She can climb.      .....

	16
--	----

Total		100
-------	--	-----

Test 4 B

NAME: .....	DATE: .....
CLASS: .....	MARK: .....

(Time: 50 minutes)

• Vocabulary




1 Read and match. (20 marks)

- |         |              |
|---------|--------------|
| 0 play  | a karate     |
| 1 drive | b a bike     |
| 2 do    | c a plane    |
| 3 fly   | d the guitar |
| 4 ride  | e a car      |

- 0 d      1 .....      2 .....      3 .....      4 .....

	20
--	----


2 Look, read and put a tick (✓) or a cross (X). (20 marks)

<p>0  dance <input checked="" type="checkbox"/></p>	<p>1  read <input type="checkbox"/></p>	<p>2  hop <input type="checkbox"/></p>
<p>3  see <input type="checkbox"/></p>	<p>4  sing <input type="checkbox"/></p>	<p>5  swim <input type="checkbox"/></p>


	20
--	----

• Grammar

3 Look, read and circle. (20 marks)


0  He **can** / **can't** ride a bike.

3  She **can** / **can't** play the piano.

1  He **can** / **can't** jump.

4  She **can** / **can't** climb.

2  She **can** / **can't** ride a horse.

5  She **can** / **can't** swim.

	20
--	----

4 Read and choose. (8 marks)

0 Cats ..... fly.  
**A** cannot      **B** can

3 You ..... have my burger. I'm not hungry.  
**A** can      **B** cannot

1 ..... you climb the tree?  
**A** can      **B** cannot

4 She ..... speak Russian. She is three months old.  
**A** can      **B** can't

2 You ..... watch TV. It's time for bed.  
**A** can      **B** can't

	8
--	---

• Communication

5 Read and choose. (16 marks)

0 **A:** Who can help me?  
**B:** **a)** I am!  
**b)** I can!

3 **A:** Please put your glasses in the hat.  
**B:** **a)** Here you are!  
**b)** A white bird!

1 **A:** Are they your brothers?  
**B:** **a)** Yes, they are.  
**b)** Yes, we are.

4 **A:** This is for you!  
**B:** **a)** Here you are!  
**b)** Oh, thank you!

2 **A:** Can you see the kite now?  
**B:** **a)** Yes, we can.  
**b)** Yes, you can.

	16
--	----

• Reading and Writing

6 Read and write yes or no. (16 marks)

0 John is seven years old. ....  
 1 He can play the piano. ....  
 2 He can fly. ....

no

3 He can ride a horse. ....  
 4 He can climb. ....

	16
--	----

Total		100
-------	--	-----

## **Программа промежуточного мониторинга освоения планируемых результатов для обучающихся по программе «Английский язык. Идем к цели»**

**(Промежуточный контроль - Декабрь, второй год обучения)**

Результативность освоения планируемых результатов для обучающихся по программе «Английский язык. Идем к цели» определяется в форме письменного тестирования *по следующим разделам:*

- аудирование,
- чтение (смысловое, поиск детальной информации),
- коммуникация (умение построить диалог),
- лексика,
- грамматика,
- письмо.

Обучающиеся к концу первого полугодия второго года обучения по программе «Английский язык. Идем к цели» должны:

- знать слова по темам: страны, описание внешности человека, магазины, предметы одежды, профессии, школьные предметы;
- описать внешность человека, животного;
- составить небольшое описание предмета по образцу;
- расспросить о внешности, игрушке, семье другого человека, домашних обязанностях, будущей профессии.

Результативность освоения планируемых результатов обучающимися определяется по 100-балльной шкале.

50 – 69 баллов – удовлетворительно.

70 – 85 баллов – хорошо.

86 – 100 баллов – отлично.

## Test 2 A

NAME: ..... DATE: .....

CLASS: ..... MARK: .....

(Time: 50 minutes)

### • Vocabulary

#### 1 Look and complete. (6 marks)



b a k e r



p \_ l \_ \_ \_




m \_ ch \_ \_ \_ c



ch \_ f

6

#### 2 Look, read and circle. (6 marks)



0 Maths/ICT



1 Art/History



2 Science/PE



3 Geography/English

6

### Grammar

#### 3 Read and underline the correct word. (15 marks)

0 Bob fix/fixes cars.

1 We go/goes to the cinema every weekend.

2 Do/Does you play football after school?

3 They don't/doesn't have a big house.

4 I visit/visits my cousins every week.

5 Mary don't/doesn't like concerts.

15

## Test 2 A

#### 4 Read and circle. (12 marks)

0 Mary is a ..... baby.

a happy      b happily

1 My sister plays the piano .....

a well      b good

2 I can't hear her. She speaks very .....

a quiet      b quietly

12

#### 5 Read and tick (✓). (16 marks)

0 We go jogging on the afternoon.  
We go jogging in the afternoon.

1 She doesn't usually study a lot.  
She doesn't study usually a lot.

2 He goes to bed on a quarter past ten.  
He goes to bed at a quarter past ten.

3 They don't like eating late.  
They don't like eat late.

4 I always wear jeans to school.  
I wear always jeans to school.

16

#### 6 Read and fill in: at, in, on. (15 marks)

0 She goes shopping on Saturdays.

1 They come back from school .....  
three o'clock.

2 Do you have a shower .....  
the morning?

3 I watch TV ..... the afternoon.

4 What do you do ..... Mondays?

5 What time do you go to bed .....  
night?

15

Test 2 A

• Communication

7 Read and complete. (10 marks)

A: What time do you get up?

B: At 1) **9:15** .....

B: At 0) **8:30** half past eight.

A: What time do you finish school?

A: What time do you go to school?

B: At 2) **3:30** .....

	10
--	----

• Reading and Writing

8 Look, read and write the word. (20 marks)

Mr Green is a 0)



greengrocer.

He gets up at quarter past

1)  ..... every morning.

He sells fresh 2)



Mr Green loves his job. In his free time, Mr Green likes

3)  ..... the guitar and

4)  .....

	20
Total	100

Test 2 B

NAME: ..... DATE: .....

CLASS: ..... MARK: .....

(Time: 50 minutes)

• Vocabulary

1 Look and complete. (6 marks)



b a k e r



\_ s t r \_ n \_ \_ t



g r \_ \_ n g r \_ c \_ r



\_ \_ l \_ t

	6
--	---

2 Look, read and circle. (6 marks)



0 Maths/ICT



1 Geography/English



2 Science/History



3 Music/PE

	6
--	---

Grammar

3 Read and underline the correct word. (15 marks)

0 Bob fix/fixes cars.

3 He don't/doesn't live in that flat.

1 They go/goes to the park every Saturday morning.

4 I play/plays computer games in the afternoon.

2 Do/Does John play tennis in the afternoon?

5 They don't/doesn't like pop concerts.

	15
--	----

4 Read and circle. (12 marks)

- 0 Mary is a ..... baby.  
**a** happy                      **b** happily
- 1 I'm a ..... driver.  
**a** careful                      **b** carefully
- 2 Victor plays tennis .....  
**a** well                          **b** good

- 3 She speaks English .....  
**a** badly                      **b** bad
- 4 Ken always walks .....  
**a** quick                      **b** quickly

	12
--	----

5 Read and tick (✓). (16 marks)

- 0 We go jogging on the afternoon.  
 We go jogging in the afternoon.
- 1 They don't eat usually a big breakfast.  
 They don't usually eat a big breakfast.
- 2 I always make my bed.  
 I make always my bed.
- 3 She doesn't like washing the dishes.  
 She doesn't like wash the dishes.
- 4 He's got a lesson at nine o'clock.  
 He's got a lesson on nine o'clock.

- 
- 
- 
- 
- 
- 
- 
- 
- 

	16
--	----

6 Read and fill in: *at, in, on*. (15 marks)

- 0 She goes shopping **on** Saturdays.
- 1 I get up ..... eight o'clock.
- 2 Do you watch TV ..... the evening?
- 3 I drink milk ..... the morning.
- 4 What do you do ..... Fridays?
- 5 I go to bed late ..... night.

	15
--	----

• Communication

7 Read and complete. (10 marks)

- A: What time do you get up?                      B: At 1) **9:30** .....
- B: At 0) **8:30** half past eight.                      A: What time do you finish school?
- A: What time do you go to school?                      B: At 2) **3:15** .....

	10
--	----

• Reading and Writing

8 Look, read and write the word. (20 marks)

Mr Fry is a 0)  **baker**. He gets up at quarter past

1)  ..... every morning and bakes

2)  .....

Mr Fry loves his job. In his free time, Mr Fry likes

3)  ..... and playing

the 4)  .....

	20
--	----

Total		100
-------	--	-----

## Программа мониторинга освоения планируемых результатов для обучающихся по программе «Английский язык. Идем к цели».

(промежуточная аттестация - Май, второй год обучения)

Результативность освоения планируемых результатов для обучающихся по программе «Английский язык. Идем к цели» определяется в форме письменного тестирования *по следующим разделам:*

- аудирование,
- чтение (смысловое, поиск детальной информации),
- коммуникация (умение построить диалог),
- лексика,
- грамматика,
- письмо.

Обучающиеся *к концу второго года обучения* по программе «Английский язык. Идем к цели» должны:

- знать слова по темам: места в городе, домашние обязанности, космос, профессии, эмоции, экзотические животные, типы местности;
- уметь кратко рассказать о себе, своей семье, своем доме, друге, семье друга;
- описать внешность человека, животного;
- составить небольшое описание предмета по образцу;
- расспросить о внешности, игрушке, семье другого человека, домашних обязанностях, будущей профессии.

Результативность освоения планируемых результатов обучающимися определяется по 100-балльной шкале.

50 – 69 баллов – удовлетворительно.

70 – 85 баллов – хорошо.

86 – 100 баллов – отлично.

# Test 4 A

NAME: ..... DATE: .....



CLASS: ..... MARK: .....


(Time: 50 minutes)


• Vocabulary

1 Look and complete the crossword. (21 marks)


**Across:**


3  4 


5 

6 

**Down:**




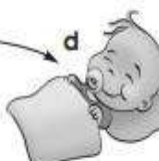
1 

2 

4 

**21**

2 Look, read and draw lines. (15 marks)





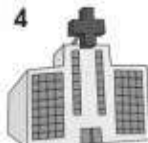
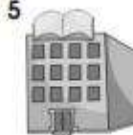
a  b  c  d 

0 quiet  
1 naughty  
2 noisy  
3 shy

**15**

# Test 4 A

3 Look, unscramble the letters and write the words. (20 marks)

0  1  2  3  4  5 

stntiao      acéf      frufnai      umesmu      ohsitpla      ylairbr

station      .....      .....      .....      .....      .....

**20**

• Grammar

4 Chris and Tina are talking about their old house. Read and fill in: *was, were, wasn't, weren't*. (14 marks)

Chris: The flat was old.  
Tina: No, it 0) **wasn't**. It 1) ..... quite new!  
Chris: The bedrooms were small.  
Tina: No, they 2) ..... They 3) ..... big!  
Chris: The balcony was big!  
Tina: No, it 4) ..... It 5) ..... small.  
Chris: The kitchen was big.  
Tina: No, it 6) ..... It 7) ..... really small.  
Oh Chris! You don't remember anything!

**14**

5 Read and circle. (16 marks)

0 There ..... a bicycle in the street yesterday.  
a) was      b) weren't      c) were

1 There ..... three girls in the park yesterday afternoon.  
a) was      b) were      c) wasn't

2 Maria was tired ..... night.  
a) before      b) yesterday      c) last

3 Lucy ..... at the party. She was ill.  
a) was      b) wasn't      c) were

4 Was the library open .....?  
a) last      b) yesterday      c) ago

**16**



## Test 4 A

### • Communication

#### 6 Make sentences. (10 marks)

How - John - was - your - day

A: 0) How was your day, John?

I - today - so - was - bored

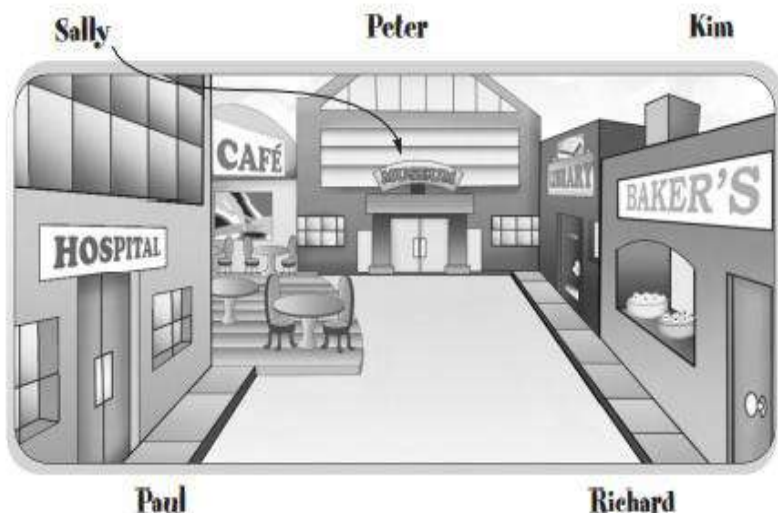
B: 1) .....

A: Why?

10

### • Reading & Writing

#### 7 Read and draw lines. (4 marks)



**Julie:** Where was Sally yesterday morning?

**Alex:** Sally? She was at the museum.

**Julie:** What about Kim? Where was Kim?

**Alex:** She was at the hospital.

**Julie:** Was Peter at the baker's?

**Alex:** No, Paul was at the baker's.

**Julie:** Where was Peter then?

**Alex:** He was at the library.

**Julie:** And where was Richard?

**Alex:** He was at the café.

4

Total 100

## Test 4 B

NAME:..... DATE:.....






CLASS:..... MARK:.....

(Time: 50 minutes)




### • Vocabulary

#### 1 Look and complete the crossword. (21 marks)

**Across:**





3  4  5  6  7 

**Down:**

1  2  3 

21

#### 2 Look, read and draw lines. (15 marks)

a  b  c  d 

0 quiet  
1 noisy  
2 shy  
3 naughty

15

3 Look, unscramble the letters and write the words. (20 marks)

0	1	2	3	4	5
					
stntiao	umesmu	ylairbr	frufnai	acéf	ohsitpla
station	.....	.....	.....	.....	.....

	20
--	----

• Grammar

4 Chris and Tina are talking about their old house. Read and fill in: was, were, wasn't, weren't. (14 marks)

Chris: The flat was old.  
 Tina: No, it 0) **wasn't**. It 1) ..... quite new!  
 Chris: The kitchen was awful.  
 Tina: No, it 2) ..... It 3) ..... beautiful  
 Chris: The floors were old!  
 Tina: No, they 4) ..... They 5) ..... new.  
 Chris: The bedrooms were small.  
 Tina: No, they 6) ..... They 7) ..... really big.  
 Oh Chris! You don't remember anything!

	14
--	----

5 Read and circle. (16 marks)

- |  |   |
|--|---|
| <p>0 There ..... a bicycle in the street yesterday.<br/>                 (a) was      b weren't      c were</p> <p>1 Was the baker's open .....?<br/>                 a last      b yesterday      c ago</p> <p>2 John was really hungry ..... night.<br/>                 a before      b yesterday      c last</p> | <p>3 Where ..... you yesterday?<br/>                 a weren't      b was      c were</p> <p>4 There ..... four boys at the library yesterday.<br/>                 a was      b wasn't      c were</p> |
|--|---|

	16
--	----

- Communication
- 6 Make sentences. (10 marks)

How - John - was - your - day
-------------------------------

was - my - friends - with - day - all - I
---

A: 0) How was your day, John?

B: 2) .....

I - so - was - today - happy
------------------------------

A: I'm so happy for you, John.

B: 1) .....

	10
--	----

A: Why?

• Reading & Writing

7 Read and draw lines. (4 marks)



Jenny: Where was Tim yesterday morning?  
 Maria: Tim? He was at the hospital.  
 Jenny: What about Jane? Where was Jane?  
 Maria: She was at the baker's.

Jenny: Was Charlie at the library?  
 Maria: No, Victor was at the library.  
 Jenny: Where was Charlie then?  
 Maria: He was at the café.  
 Jenny: And where was Betty?  
 Maria: She was at the museum.

	4
--	---

Total		100
-------	--	-----

## Ответы промежуточной аттестации (первый год обучения)

### Tests Key

#### Test 2A

- |  |                                |  |                    |
|--|--------------------------------|--|--------------------|
| <b>1</b> 1 teddy bear<br>2 presents<br>3 doll    | 4 roller skates<br>5 bike      | <b>4</b> 1 These<br>2 Those<br>3 These | 4 These<br>5 Those |
| <b>2</b> 1 forty-five<br>2 fifty<br>3 thirty-two | 4 twenty-nine<br>5 thirty-four | <b>5</b> 1 d<br>2 e<br>3 c<br>4 a      |                    |
| <b>3</b> 1 glasses<br>2 buses<br>3 watches       | 4 lorries<br>5 boxes           | <b>6</b> 1 Tom<br>2 twelve<br>3 Anna   |                    |

#### Test 2B

- |   |                              |  |                    |
|---|------------------------------|--|--------------------|
| <b>1</b> 1 doll<br>2 bike<br>3 camera               | 4 helicopter<br>5 teddy bear | <b>4</b> 1 These<br>2 Those<br>3 These   | 4 Those<br>5 These |
| <b>2</b> 1 thirty-four<br>2 forty<br>3 thirty-eight | 4 twenty-two<br>5 forty-five | <b>5</b> 1 c<br>2 b<br>3 a<br>4 d        |                    |
| <b>3</b> 1 buses<br>2 watches<br>3 dolls            | 4 lorries<br>5 presents      | <b>6</b> 1 Katie<br>2 thirteen<br>3 Matt |                    |

#### Marking scheme for Test 2

<b>1</b> 5 items x 3 points each = 15 <b>2</b> 5 items x 4 points each = 20 <b>3</b> 5 items x 4 points each = 20 <b>4</b> 5 items x 3 points each = 15	<b>5</b> 4 items x 3 points each = 12 <b>6</b> 3 items x 6 points each = 18 <p style="text-align: right;"><b>Total</b> = 100</p>
--	--

### Tests Key

#### Test 4A

- |  |   |
|--|---|
| <b>1</b> 1 e<br>2 a<br>3 c<br>4 b                    | <b>4</b> 1 A<br>2 B<br>3 B<br>4 B       |
| <b>2</b> 1 x<br>2 ✓<br>3 ✓<br>4 x<br>5 x             | <b>5</b> 1 b<br>2 a<br>3 a<br>4 b       |
| <b>3</b> 1 can't<br>2 can<br>3 can<br>4 can<br>5 can | <b>6</b> 1 no<br>2 no<br>3 yes<br>4 yes |

#### Test 4B

- |  |   |
|--|---|
| <b>1</b> 1 e<br>2 a<br>3 c<br>4 b                      | <b>4</b> 1 A<br>2 B<br>3 B<br>4 B       |
| <b>2</b> 1 x<br>2 ✓<br>3 ✓<br>4 x<br>5 x               | <b>5</b> 1 b<br>2 a<br>3 a<br>4 b       |
| <b>3</b> 1 can<br>2 can<br>3 can't<br>4 can<br>5 can't | <b>6</b> 1 no<br>2 no<br>3 yes<br>4 yes |

#### Marking scheme for Test 4

<b>1</b> 4 items x 5 points each = 20 <b>2</b> 5 items x 4 points each = 20 <b>3</b> 5 items x 4 points each = 20 <b>4</b> 4 items x 2 points each = 8	<b>5</b> 4 items x 4 points each = 16 <b>6</b> 4 items x 4 points each = 16 <p style="text-align: right;"><b>Total</b> = 100</p>
---	--

